

C SERIES

LASER CUTTING MACHINE

1.5kW-40kW



INTRODUCTION

Now the company has more than 2,000 employees from more than 20 countries around the world. Headquartered in Jinan, China, Bodor sets up 9 oversea subsidiaries, respectively in the US, India, Hungary, Turkey, Brazil, Mexico, Japan, South Korea, and Germany. The global footprint of Bodor has now covered over 180 countries and regions on six continents, building a complete sales channel and service network around the world to provide global customers with the best laser cutting application solutions.

51000m²

Production Base

7000+

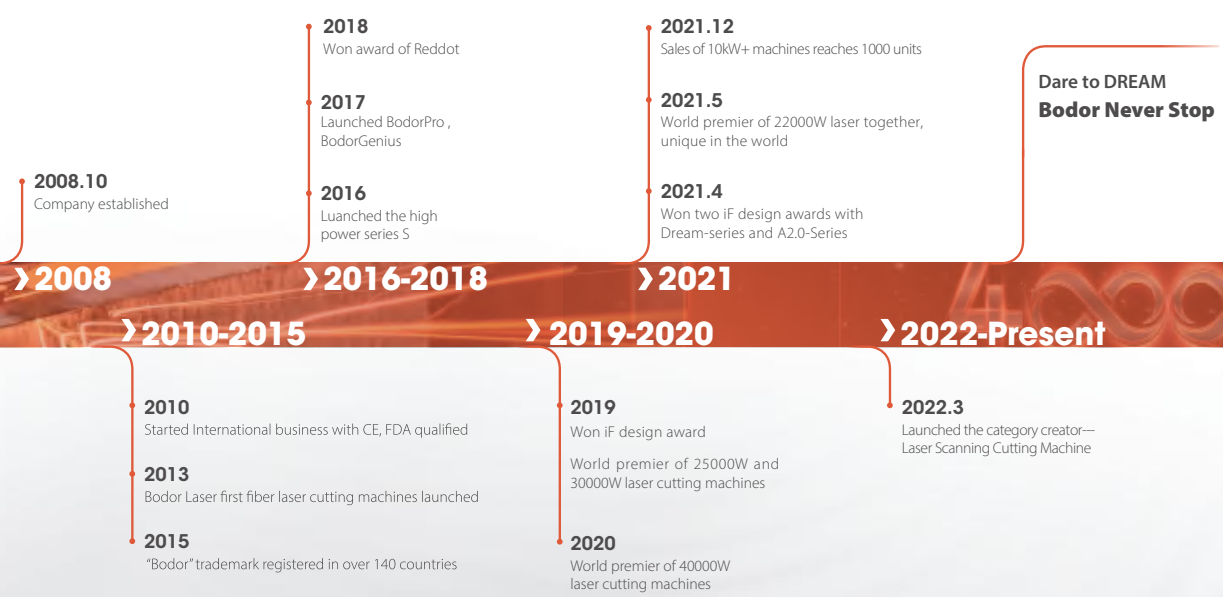
Delivery Capability

2000+

Global Employees



COMPANY HISTORY



**Dare to DREAM
Bodor Never Stop**

GLOBAL NETWORK

180

countries covered

10+

global branches

4

Technical centers



ULTRA-HIGH POWER CAPABILITY

● **World premier**

World premier of 25000w, 30000w, 40000w and world unique 22000w laser cutting machine.

● **Sales record(Until 31th, Dec. 2021)**

Choice of 1000 companies worldwide on 10kW+ laser cutting machines, in 46 different countries and regions

● **No. 1**

Leading sales volume of 10kW+ laser cutting machines

R&D CAPABILITY




- Strong R&D team lead by the drafter of National Standards for CNC laser cutting machines
- Over 200 R&D Technicians, the R&D level is in line with international standards
- 10 subdivision platforms, including plate cutting, pipe cutting, application engineering, etc.
- 2 core R&D Centers in China and 4 overseas Technology Centers
- More than 200 patent certificates, 5 international awards, 22 industry awards

 **200+**
R&D Team

 **200+**
Patents

 **10**
R&D Platform

THE BLACK GO CHESS



Black Go chess — inspired by Go

Circular — endless loop, endless exploration

Black — derived from obsidian crystal, steady and deep



SELF-DEVELOPED CONTROL SYSTEM



Advantages

- Bodor Laser independent research and development system, perfect combination with BodorGenius laser head, brings to customers upgraded cutting technology and efficiency.
- BodorThinker
 - Integration of CAD and CAM can directly identify drawings and nest
 - Good adaptability, support G code(NC)、DXF、PLT、ENG and other file formats
 - The newly added batch processin function, in conjunction with the processing data-base, makes it more convenient in batch cutting.
 - The updated CAM logic and more open CAM function make it more convenient to change drawings, use more comprehensively, and easier to cut.

HIGH QUALITY CUTTING EXPERT DATABASE

1.5kW to 40kW

Suitable for machines with power from 1.5kW to 40kW, applicable for cutting aluminum, copper, stainless steel, carbon steel etc.

30%

The overall processing efficiency is 30% higher than the traditional processing, and the higher quality makes the cutting more delicate and smooth.

35%

With a wider selection of gases, cost saving more than 35%.

INTELLIGENT FUNCTIONS



One-click Processing

- The machine can automatically exchange the workbench after processing, execute automatic edge seeking and cutting.
- Reduce the repetitive operation in batch cutting, reasonably distribute each function, realize human-machine cooperation, greatly improve the processing efficiency.

INTELLIGENT FUNCTIONS



Intelligent anti-shake of sheet edge

- Avoid the danger of cutting head stall caused by plate shake, keep continuous and high-effective cutting.
- Ensure continuous processing consistency of materials without repeated modification of processing drawings.
- Intelligent identification of various sheet specifications, improve the dynamic performance of the cutting head and quick response.

ALL-ROUND PROTECTIVE COVERING



Advantages

- The all-around protective covering isolates laser radiation and pollution, offering higher safety level.
- Smoke and dust produced during cutting will be automatically collected to ensure a clean operating area.

DOUBLE FAST EXCHANGE TABLES



Advantages

- Double fast exchange tables greatly improve efficiency
- The chain driven transmission guarantees the cutting process is synchronized with loading, thanks to its fast exchange speed and strong loading capacity.

MORTISE-AND-TENON TYPE SEGMENTED BED



Advantages

- Using Chinese traditional tenon-and-mortise structure to provide stronger bearing capacity.
- Solder joint fixing and structural bearing ensure long-standing operation stability.
- Welded structure improves shock absorption effect, lowering deviation caused by shock, offering more accurate cutting.
- Brand new modular platform solves deformation problem caused by heat and facilitates parts replacement.

STRETCHED ALUMINUM GANTRY



Advantages

- Adopt aviation-level aluminum with rigidity enhanced by 60%, high temperature resistance, improve the operation stability.
- Aviation-level aluminum is of light weight with overall weight reduced by 20%, to meet the need of high operation speed and precision of the gantry, and not easy to deformation.
- Processed by 10000 tons extrusion technology, ensures excellent mechanical performance of the gantry, reduce the failure rate.


BODOR GENIUS



Advantages

- **Auto focus:**Applicable to multiple focal lengths, automatically adjusts focal position in cutting process by different sheet thickness.
- **Free your hands:**Focal length is controlled by operating system, which effectively avoids errors or faults caused by manual operation.
- **Simple and fast:**Applying Bodor lightning perforation technology reduce almost 90% work time. When technician changes different metal sheet, Auto focus laser head can automatically read system storage parameters, which make the cutting process less gas, less electricity, lower cost, high efficiency.
- **Accurate:**By setting perforation focal length and cutting focal length respectively, the cutting is more accurate.
- **Durable:**By increasing collimation & focus protective lens, the key components can be protected. Built-in double water-cooling structure ensures constant temperature of collimating and focusing components, prevents lenses from overheating and prolongs service life of lenses.

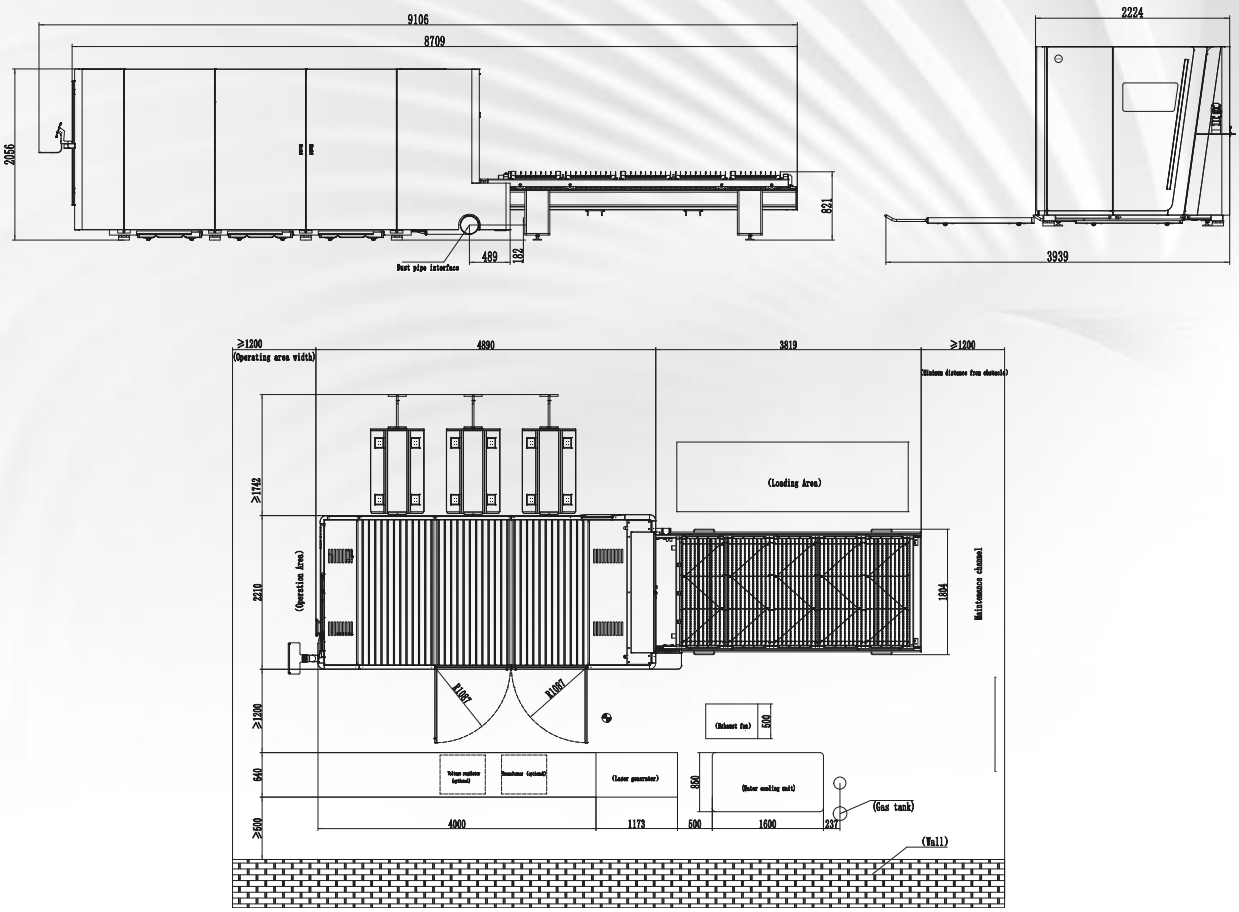
BODOR CLOUD




Advantages

- Daily equipment status management (processing data, report forms)
- Alarm and maintenance reminder
- Cloud transmission for processing programs
- Remote online service access with one key
- Real-time information of the latest cutting process

Layout



The above layout drawings and figures are for reference only, the actual drawing shipped with machine prevails.



Technical Data

ITEM	C12	C6	C4	C3
Working area	12500mm*2600mm	6100mm*2500mm	4000mm*2000mm	3048mm*1524mm
Max. linkage speed	110m/min	110m/min	110m/min	110m/min
Max. acceleration	1.5G	1.5G	1.5G	1.5G
Table load bearing	8930kg (≥6kw)	2995kg (1-4kw) 4190kg (≥6kw)	1570kg (1-4kw) 2200kg (≥6kw)	585kg (1-2kw) 912kg (3kw) 1280kg (≥6kw)
Machine overall dimensions	29310*4050*2550mm	15500*3880*2440mm	11388*3235*2311mm	9392*2232*2307mm
Overall weight	About 32500kg	About 13500kg	About 7400kg	About 4800kg
Z axis travel	370mm	370mm	370mm	320mm
Positioning accuracy	±0.05mm/m	±0.05mm/m	±0.05mm/m	±0.05mm/m
Repositioning accuracy	±0.03mm	±0.03mm	±0.03mm	±0.03mm
Total power capacity/current with 40KW MAX source	275.9KVA/419.2A	×	×	×
Total power capacity/current with 30KW MAX source	215.9KVA/328A	215.9KVA/328A	×	×
Total power capacity/current with 22KW source	153.3KVA/234.3A	153.3KVA/234.3A	145.8KVA/222.9A	141.4KVA/216.3A
Total power capacity/current with 12KW source	106.4KVA/161.6A	106.4KVA/161.6A	98.9KVA/150.2A	94.6KVA/143.7A
Total power capacity/current with 6KW source	71.6KVA/108.8A	71.6KVA/108.8A	64.1KVA/97.4A	59.8KVA/90.9A
Total power capacity/current with 3KW source	×	55.9KVA/84.9A	49.1KVA/74.5A	47.4KVA/66.9A
Total power capacity/current with 1.5KW source	×	×	49.7KVA/75.6A	45.4KVA/69A

Configuration And Components

laser head	BodorGenius		
Laser source	Bodor Power		
Machine bed	Tenon and mortise structure bed		
Gantry structure	Stretched Aluminum gantry		
X-axis、Y-axis、Z-axis Servo motor and driver	bodor		
Linear Rails	bodor		
Protective Enclosure	Semi-closed		●
Enhanced-partition Dust Removal		●	
Control system	BodorThinker		
Display size	21.5 inches		
Water Chiller		●	
Centrifugal fan		●	

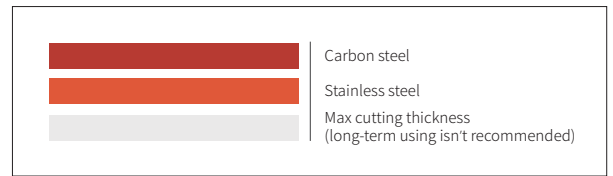
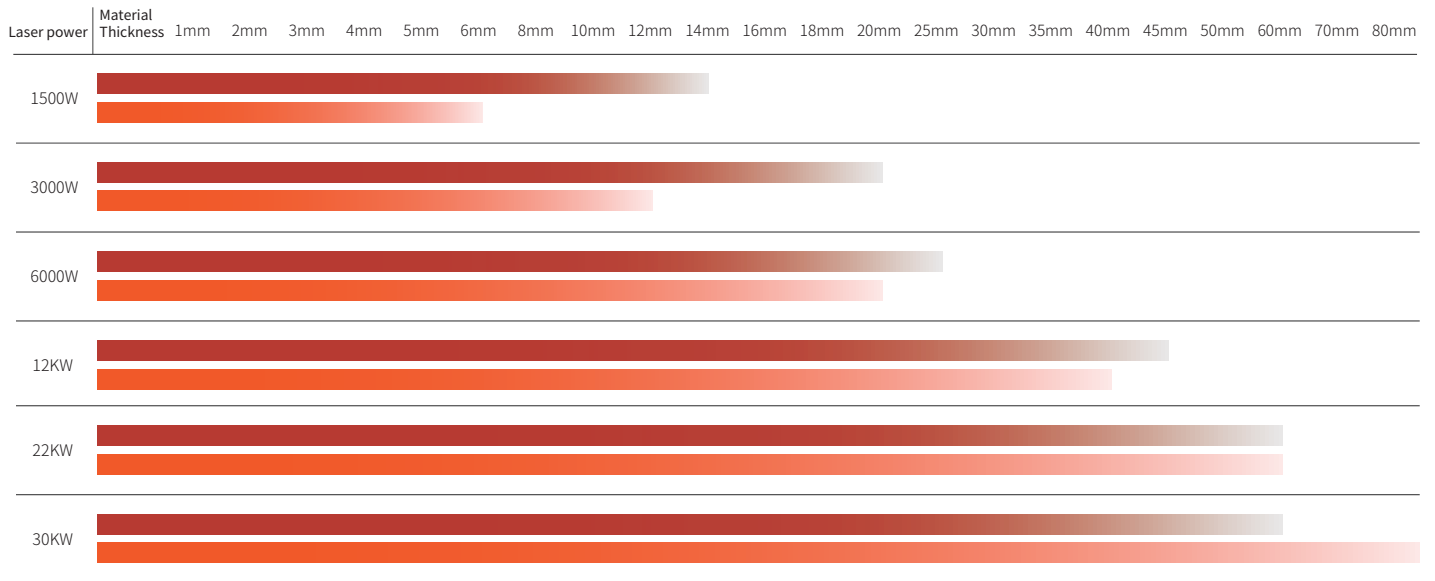
Additional options

Laser protective glasses	<input type="radio"/>	Voltage regulator (Including 10m power line)	<input type="radio"/>
Integrated compressed air system	<input type="radio"/>	laser fume filter (Made in China)	<input type="radio"/>
centrifugal fan	<input checked="" type="radio"/>	Security light curtains	<input type="radio"/>
iCleaner	<input type="radio"/>	BodorNest Tube	<input type="radio"/>
Bodor MES	<input type="radio"/>	Focal length 125mm laser head (3-4kW)	<input type="radio"/>
Nitrogen proportional valve	<input type="radio"/>	Parker Gas post-treatment device	<input type="radio"/>
groove cutting modular	C12 <input type="radio"/>	Automation devices (iLift, iLoader, iTrans, iTower, etc.)	×

Cutting Parameters


		1000W	1500W	2000W	3000W	6000W	12kW	15kW	22kW	30kW
	Thickness	speed m/min	speed m/min	speed m/min	speed m/min	speed m/min	speed m/min	speed m/min	speed m/min	speed m/min
"Carbon steel (Q235A) O2"	1	8.0-10	8.0-10	8.0-10	8.0-10	8-10	9-11	9-11	9-11	9-11
	2	4.5-5.5	4.5-5.5	4.0-6.0	5.5-7.5	5-7.5	5-7.5	5-7.5	5-7.5	5-7.5
	3	2.4-3.0	2.5-3.4	3.0-4.0	3.0-4.0	3.5-5	3.5-5.5	3.5-5.5	3.5-5.5	3.5-5.5
	4	1.8-2.2	2.1-2.4	2.8-3.3	2.8-3.5	3.0-4.5	3.5-5	3.5-5	3.5-5	3.5-5
	5	1.6-1.8	2.0-2.5	2.2-2.8	2.6-3.2	3.0-4.2	3.3-4.8	3.3-4.8	3.3-4.8	3.3-4.8
	6	1.2-1.3	1.6-1.8	1.8-2.3	2.5-2.6	2.5-3.5	3.0-4.2	3.0-4.2	3.0-4.2	3.0-4.5
	8	0.6-0.8	1.0-1.2	1.2-1.7	1.6-1.8	2.2-3.2	2.5-3.8	2.5-3.8	2.5-3.9	2.5-3.9
	10		0.7-0.9	1.0-1.2	1.4-1.6	1.8-2.5	2.2-3.6	2.2-3.6	2.0-3.8	2.2-3.8
	12		0.7-0.8	0.8-1.0	1.0-1.4	1.2-2.1	1.2-3.5	1.2-3.6	1.6-3.8	1.6-3.8
	14		0.5-0.7	0.6-0.85	0.8-0.9	1.2-1.8	1.7-3.3	1.5-3.5	1.5-3.8	1.6-3.8
	16			0.6-0.75	0.7-0.8	0.8-1.5	1.2-3.1	1.2-3.5	1.4-3.7	1.5-3.7
	18				0.6-0.7	0.6-1.2	1.0-2.7	1.2-3.0	1.4-3.6	1.4-3.6
	20				0.5-0.6	0.5-0.8	0.6-2.4	1.2-2.7	1.5-3.5	1.5-3.5
	25					0.3-0.55	0.5-1.6	0.8-1.8	1.0-3.0	1.0-3.1
	30						0.3-1.0	0.6-1.4	0.8-2.2	1.2-2.6
	35						0.3-0.7	0.4-0.7	0.6-1.0	0.9-2.2
	40						0.2-0.4	0.3-0.5	0.5-1.1	0.8-1.7
	45						0.2-0.3	0.2-0.5	0.3-0.6	0.5-0.8
50								0.2-0.6	0.4-0.6	
60								0.2-0.5	0.2-0.4	
"Stainless steel (201) N2"	1	18-20	20-30	24-50	30-55	42-52	70-85	72-100	72-100	72-100
	2	5.0-7.0	8.0-16	9.0-17	12-30	20-33	40-66	45-70	50-75	50-75
	3	2.2-4.0	3.0-5.5	4.0-7.0	6.0-10.0	15-22	35-45	38-50	38-55	38-55
	4	1.2-2.3	1.5-3.2	3.2-4.0	4.0-6.0	10-15	20-32	25-35	25-33	30-35
	5		0.7-1.5	2.0-2.7	3.0-5.0	7.0-12	18-25	20-30	22-30	25-32
	6		0.7-1.3	1.2-1.8	2.0-3.2	4.8-9.0	12-15	15.0-25.0	17-25	18-26
	8			0.7-1.2	1.0-1.8	3.0-4.0	8-12	8.0-12.0	12-18	15-20
	10				0.5-0.85	1.6-2.5	6.0-8.0	6.0-10.0	8.0-12.0	12-15
	12				0.4-0.5	0.8-1.5	4.0-5.5	4.0-6.0	6.0-9	8-12
	14					0.6-1.2	3.0-5.0	3.5-5.5	5.0-7.0	6-10.5
	16					0.5-1.0	2.2-2.8	2.5-3.0	3.0-5.0	5-9
	18					0.4-0.8	1.2-2.0	1.2-2.2	1.8-4.2	3-6.5
	20					0.3-0.6	1.0-1.6	1.3-1.8	1.5-3.3	2-4.7
	25						0.5-0.8	0.6-1.2	1.5-2.0	1.8-2.5
	30						0.3-0.6	0.5-1.0	1.0-1.5	1.5-1.8
	35						0.3-0.5	0.4-0.8	0.4-0.8	1.0-1.5
	40						0.3-0.5	0.3-0.6	0.3-0.6	0.6-1.3
	45							0.2-0.5	0.2-0.6	0.8-1.0
50							0.1-0.5	0.2-0.5	0.25-0.5	
60							0.1-0.2	0.1-0.3	0.2-0.3	
70									0.17-0.3	
80									0.15-0.3	
"Aluminum N2"	1	8-10	10-15	15-25	25-30	42-55	60-85	70-100	70-100	70-100
	2	2.8-3.6	5.0-7.0	7-10	13-20	20-40	38-50	40-55	40-70	40-70
	3	0.7-1.1	2.0-2.6	4.0-8.0	6.5-7.5	15-25	30-40	35-45	35-60	35-60
	4		1.0-1.4	2.5-3.0	3.5-5.0	9.5-12	20-30	30-40	30-43	30-45
	5		0.5-0.7	1.2-2.5	2.5-3.5	5.0-8.0	15-25	20-30	22-35	22-34.0
	6			0.6-0.9	1.5-2.5	3.8-5.0	10-15	15-24	18-28	18-32
	8				0.7-1.0	2.0-2.5	7.0-12	8.0-12.0	12-20	12-23
	10					1.0-1.5	4.5-8.0	5.0-9.0	7.0-12.0	7.0-16
	12					0.8-1.3	4.0-5.0	4.0-6.0	4.5-6.5	4.5-12
	14					0.9-1.2	1.8-2.7	2.5-3.2	3.0-4.0	3.0-8.0
	16					0.5-0.8	1.5-2.5	2.0-3.0	2.5-3.5	2.5-6
	18					0.5-0.7	1.0-1.8	1.5-1.9	1.8-2.2	1.8-2.2
	20					0.5-0.7	0.9-1.5	1.3-1.8	1.5-2.0	1.5-2.0
	25						0.6-0.9	0.6-1.2	0.8-1.5	0.8-1.5
30						0.3-0.8	0.5-1.0	0.6-1.2	0.6-1.2	
35						0.3-0.6	0.3-0.8	0.4-0.9	0.4-0.9	
40						0.3-0.4	0.3-0.5	0.3-0.5	0.4-0.6	
"Brass N2"	1	6.0-10	8.0-13	10-16	20-30	35-45	55-65	60-70	65-75	65-75
	2	2.8-3.2	3.0-4.5	5.0-6.0	6.0-10	20-30	38-42	40-45	40-60	40-60
	3		1.5-2.5	2.5-7.0	3.0-8.0	12-18	18-30	20-35	25-40	25-40
	4		0.8-1.2	1.8-3.0	2.5-4.0	8.0-12.0	15-20	18-30	20-35	20-35
	5				1.5-2.0	6.0-8.0	10-15	15-20	20-28	20-30
	6				1.0-1.8	3.0-6.5	6.0-8.0	8-15	12-20	12-22
	8					1.6-2.2	5.0-7.0	8.0-10.0	9.0-12	9.0-15
	10					0.8-1.2	4.5-6.0	5.0-6.5	6.0-10	6.0-13
	12					0.3-0.5	2.4-4.0	2.8-4.2	3.0-4.5	5.0-10
	14						0.8-1.5	1.0-1.8	1.8-4.0	3.0-7.0
	16						0.6-1.2	0.8-1.5	1.5-3.0	1.5-3.0
	18						0.4-0.6	0.6-0.8	1.0-2.5	1.2-2.5
	20							0.4-0.6	0.4-2.0	1.2-2.0
	25								0.3-0.5	0.5-0.8
30									0.4-0.6	


Cutting Capacity



Above data is only for reference

Cutting Samples





boddor
Care to dream